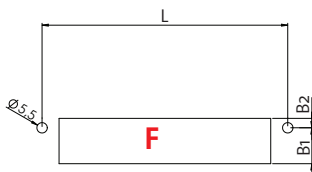
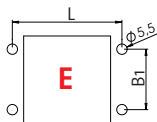
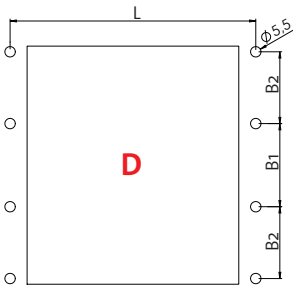
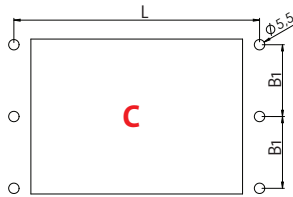
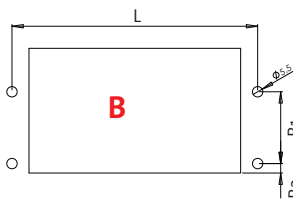
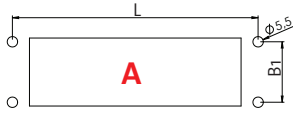


# Technische Dokumentation

## Bohrbilder



Typ	Seite	Ausbruch Typ	Bohrbild [mm]			Ausbruch l x h [mm]
			L	B1	B2	
KEL(-U/-ER) 24 x KEL-FG A KEL-QUICK 24 10 KEL-BES(-S) 24 KEL-DPZ 24 x KEL-DPU 24 x	8 - 9 28 60 74 - 75 84 - 85 82 - 83	A	130	32	-	112 x 36
KEL-SNAP 24	31	A	130	32	-	max. 112 x 46
KEL(-U/-ER) 16 x KEL-QUICK 16 8 KEL-BES(-S) 16 KEL-DPZ 16	10 - 11 60 74 - 75 86	A	103	32	-	86 x 36
KEL-SNAP 16	31	A	103	32	-	max. 86 x 46
KEL(-U/-ER) 10 x KEL-QUICK 10 6 KEL-SNAP 10 KEL-BES(-S) 10	12 - 13 60 31 74 - 75	A	83	32	-	65 x 36
KEL-DPZ 6	87	A	70	32	-	52 x 36
KEL 24 x-E KEL 16 x-E	22 25	B	130 103	38	5	112 x 66 86 x 66
KEL 24 x-MT KEL 16 x-MT	23 26	C	130 103	38	-	112 x 82 86 x 82
KEL 24 x-2MT KEL 16 x-2MT	24 27	D	130 103	44	38	112 x 126 86 x 126
KEL(-U/-ER)-B KEL-DPZ-B	14 - 15 88	E	58	32	-	46 x 46
KEL-SNAP-B	31	E	56	32	-	38 x 46
KEL-FG B KEL-QUICK-B4	29 60	E	62.5 58	32	-	36 x 46
KEL(-ER)-E x KEL-QUICK-E KEL-FL x	16 - 17 61 32	F	E2: 58 E3: 83 E4: 103 E5: 130	19	5	E2: 43 x 24 E3: 65 x 24 E4: 86 x 24 E5: 112 x 24

# Technische Dokumentation

## Bohrbilder

Typ	Seite	Ausbruch Typ	Bohrbild [mm]				Ausbruch h × l [mm]
			L1	L2	B1	B2	
KEL-DPZ-E	89	G	130	-	9	-	112 × 18
KEL-JUMBO 1	36	H	56.5	-	100.5	-	78 × 80.5
KEL-JUMBO 2	36	I	147.5	-	100.5	-	168 × 80.5
KEL 183	34	J	204	95	56	102	180 × 80
KEL 183-E	34	N	204	95	61	23	180 × 42
KEL-JUMBO flex	107	K	70	-	70	-	∅ 75.5
KEL-ULTRA flex	106	L	∅ 157	-	-	-	∅ 140
KEL-DPZ-KL	92	M	101	101	72	76	190 × 60

